


**Sintered Bronze  
Oil-Impregnated**

**Sleeve Bearings**




<b>Dimensions</b>			
<b>I.D.</b>	<b>O.D.</b>	<b>LENGTH</b>	<b>SYMMCO NO.</b>
1/8 .127	3/16 .1895	1/4	SS- 46- 4
		1/2	- 8
1/8 .127	1/4 .252	1/8	SS- 48- 2
		1/4	- 4
		3/8	- 6
		1/2	- 8
1/8 .127	5/16 .3145	1/4	SS- 410- 4
		3/8	- 6
		1/2	- 8
3/16 .189	1/4 .252	1/4	SS- 68- 4
		3/8	- 6
		1/2	- 8
		5/8	-10
		3/4	-12
3/16 .190	5/16 .3145	1/4	SS- 610- 4
		3/8	- 6
		1/2	- 8
		5/8	-10
		3/4	-12
		1	-16
3/16 .190	3/8 .377	3/8	SS- 612- 6
		1/2	- 8
		5/8	-10
		3/4	-12
1/4 .252	5/16 .315	1/4	SS- 810- 4
		3/8	- 6
		1/2	- 8
1/4 .252	3/8 .377	3/4	SS- 812- 4
		1/2	- 6
		5/8	- 8
		3/4	-10
		7/8	-12
		1	-14
		1-1/4	-16
1/4 .252	7/16 .439	3/8	SS- 814- 6
		1/2	- 8
		5/8	-10
		3/4	-12
		7/8	-14
		1	-16

<b>Dimensions</b>			
<b>I.D.</b>	<b>O.D.</b>	<b>LENGTH</b>	<b>SYMMCO NO.</b>
1/4 .252	1/2 .503	1/2	SS- 816- 8
		3/4	- 12
		1	- 16
		1-1/4	-20
5/16 .3145	3/8 .378	1/4	SS-1012- 4
		3/8	- 6
		1/2	- 8
		5/8	-10
		3/4	-12
		7/8	-14
5/16 .3145	7/16 .440	1	-16
		1-1/8	-18
		1-1/4	-20
		1/4	SS-1014- 4
		3/8	- 6
		1/2	- 8
		5/8	-10
		3/4	-12
		7/8	-14
		1	-16
5/16 .3145	1/2 .503	1-1/8	-18
		1-1/4	-20
		3/8	SS-1016- 6
		1/2	- 8
		5/8	-10
		3/4	-12
3/8 .377	7/16 .440	7/8	-14
		1	-16
		1-1/4	-20
		1-1/2	-24
		1/2	SS-1214- 8
3/8 .378	1/2 .503	5/8	-10
		3/4	-12
		1	-16
		1/4	SS-1216- 4
		3/8	- 6
		1/2	- 8
3/8 .378	1/2 .503	5/8	-10
		3/4	-12
		7/8	-14
		1	-16
		1-1/8	-18
		1-1/4	-20

# Sintered Bronze Oil-Impregnated

## Sleeve Bearings




Dimensions			
I.D.	O.D.	LENGTH	SYMMCO NO.
3/8 .378	9/16 .565	3/8	SS-1218- 6
		1/2	- 8
		5/8	-10
		3/4	-12
		7/8	-14
		1	-16
		1-1/4	-20
3/8 .378	5/8 .628	3/8	SS-1220- 6
		1/2	- 8
		5/8	-10
		3/4	-12
		7/8	-14
		1	-16
		1-1/4	-20
3/8 .378	3/4 .753	3/8	SS-1224- 6
		1/2	- 8
		3/4	-12
		1	-16
7/16 .440	9/16 .565	3/8	SS-1418- 6
		1/2	- 8
		5/8	-10
		3/4	-12
		7/8	-14
		1	-16
		1-1/4	-20
7/16 .440	5/8 .628	3/8	SS-1420- 6
		1/2	- 8
		5/8	-10
		3/4	-12
		7/8	-14
		1	-16
		1-1/4	-20
7/16 .4395	11/16 .6905	1/2	SS-1422- 8
		1	-16
		1-1/2	-24

Dimensions					
I.D.	O.D.	LENGTH	SYMMCO NO.		
1/2 .502	5/8 .628	3/8	SS-1620- 6		
		1/2	- 8		
		5/8	-10		
		3/4	-12		
		7/8	-14		
		1	-16		
		1-1/8	-18		
1/2 .503	11/16 .690	1/2	SS-1622- 8		
		5/8	-10		
		3/4	-12		
		7/8	-14		
		1	-16		
		1-1/8	-18		
		1-1/4	-20		
1/2 .503	3/4 .753	3/8	SS-1624- 6		
		1/2	- 8		
		5/8	-10		
		3/4	-12		
		7/8	-14		
		1	-16		
		1-1/8	-18		
1/2 .503	13/16 .815	1/2	SS-1626- 8		
		3/4	-12		
		1	-16		
		1-1/2	-24		
		1/2 .503	7/8 .878	1/2	SS-1628- 8
				5/8	-10
				3/4	-12
7/8	-14				
1	-16				
1-1/4	-20				
1-1/2	-24				
1/2 .503	1 1.004	3/4	SS-1632-12		
		1	-16		
		1-1/2	-24		
		2	-32		

# Sintered Bronze Oil-Impregnated

## Sleeve Bearings




Dimensions			
I.D.	O.D.	LENGTH	SYMMCO NO.
9/16 .565	11/16 .690	1/2	SS-1822- 8
		3/4	-12
		1	-16
		1-1/4	-20
		1-1/2	-24
9/16 .565	3/4 .753	1/2	SS-1824- 8
		3/4	-12
		1	-16
		1-1/4	-20
		1-1/2	-24
9/16 .565	13/16 .815	1/2	SS-1826- 8
		3/4	-12
		1	-16
		1-1/4	-20
		1-1/2	-24
5/8 .628	3/4 .753	1/2	SS-2024- 8
		5/8	-10
		3/4	-12
		7/8	-14
		1	-16
		1-1/8	-18
		1-1/4	-20
		1-1/2	-24
		1-1/2	-24
5/8 .628	13/16 .815	1/2	SS-2026- 8
		5/8	-10
		3/4	-12
		7/8	-14
		1	-16
		1-1/4	-20
		1-1/2	-24
		1-3/4	-28
		5/8 .628	7/8 .878
5/8	-10		
3/4	-12		
7/8	-14		
1	-16		
1-1/8	-18		
1-1/4	-20		
1-1/2	-24		
1-3/4	-28		
5/8 .628	15/16 .941	5/8	SS-2030-10
		3/4	-12
		1	-16

Dimensions			
I.D.	O.D.	LENGTH	SYMMCO NO.
5/8 .628	1 1.003	1/2	SS-2032- 8
		5/8	-10
		3/4	-12
		7/8	-14
		1	-16
		1-1/4	-20
		1-1/2	-24
		1-3/4	-28
		2	-32
		11/16 .690	7/8 .878
1	-16		
1-1/4	-20		
1-1/2	-24		
1-3/4	-28		
3/4 .753	7/8 .878	1/2	SS-2428- 8
		5/8	-10
		3/4	-12
		7/8	-14
		1	-16
		1-1/8	-18
		1-1/4	-20
		1-1/2	-24
		1-5/8	-26
3/4 .753	15/16 .941	1/2	SS-2430- 8
		5/8	-10
		3/4	-12
		7/8	-14
		1	-16
		1-1/8	-18
		1-1/4	-20
		1-1/2	-24
		1-5/8	-26
3/4 .753	1 1.003	1-3/4	-28
		1-7/8	-30
		2	-32
		1/2	SS-2432- 8
		5/8	-10
		3/4	-12
		7/8	-14
		1	-16
		1-1/8	-18
1-1/4	-20		
1-1/2	-24		
1-3/4	-28		
2	-32		
2-1/2	-40		

# Sintered Bronze Oil-Impregnated

## Sleeve Bearings




Dimensions			
I.D.	O.D.	LENGTH	SYMMCO NO.
3/4 .753	1-1/8 1.128	1/2	SS-2436-8
		3/4	-12
		1	-16
		1-1/4	-20
		1-1/2	-24
		1-3/4 2	-28 -32
3/4 .753	1-1/4 1.253	3/4	SS-2440-12
		1	-16
		1-1/4	-20
		1-1/2	-24
13/16 .815	1 1.003	3/4	SS-2632-12
		1	-16
		1-1/4	-20
		1-1/2	-24
		1-3/4 2	-28 -32
13/16 .815	1-1/16 1.065	1 1-1/4	SS-2634-16 -20
7/8 .878	1 1.003	1/2	SS-2832-8
		3/4	-12
		7/8	-14
		1	-16
		1-1/4	-20
		1-1/2 1-3/4	-24 -28
7/8 .878	1-1/16 1.0655	1 1-1/4	SS-2834-16 -20
7/8 .878	1-1/8 1.128	3/4	SS-2836-12
		7/8	-14
		1	-16
		1-1/8	-18
		1-1/4	-20
		1-3/8	-22
		1-1/2	-24
		1-5/8	-26
		1-3/4	-28
		2	-32
		2-1/4 2-1/2	-36 -40
7/8 .878	1-1/4 1.253	3/4	SS-2840-12
		1	-16
		1-1/4	-20
		1-1/2	-24
		2	-32

Dimensions			
I.D.	O.D.	LENGTH	SYMMCO NO.
15/16 .940	1-3/16 1.190	3/4	SS-3038-12
		1	-16
		1-1/4	-20
		1-1/2	-24
		2	-32
15/16 .940	1-1/4 1.254	3/4	SS-3040-12
		1	-16
		1-1/4	-20
		1-1/2	-24
		1-3/4 2	-28 -32
1 1.004	1-1/8 1.128	3/4	SS-3236-12
		1	-16
		1-1/4	-20
		1-1/2	-24
		1-3/4 2	-28 -32
1 1.004	1-3/16 1.190	3/4	SS-3238-12
		1	-16
		1-1/4	-20
		1-1/2	-24
		1-3/4	-28
		2	-32
1 1.004	1-1/4 1.254	1/2	SS-3240-8
		3/4	-12
		7/8	-14
		1	-16
		1-1/4	-20
		1-3/8	-22
		1-1/2	-24
		1-3/4	-28
		2 2-1/4 2-1/2 3	-32 -36 -40 -48
1 1.004	1-5/16 1.316	1	SS-3242-16
		1-1/4	-20
		1-1/2	-24
		1-3/4	-28
		2	-32
		2-1/2 3	-40 -48

# Sintered Bronze Oil-Impregnated

## Sleeve Bearings




Dimensions			
I.D.	O.D.	LENGTH	SYMMCO NO.
1 1.004	1-3/8 1.379	3/4	SS-3244-12
		1	-16
		1-1/4	-20
		1-1/2	-24
		1-3/4	-28
		2	-32
		2-1/2	-40
1 1.004	1-1/2 1.504	1	SS-3248-16
		1-1/4	-20
		1-1/2	-24
		1-3/4	-28
		2	-32
		2-1/2	-40
		3	-48
1 1/16 1.065	1-5/16 1.316	1	SS-3442-16
		1-1/2	-24
		2	-32
		2-1/2	-40
1 1/8 1.129	1-1/4 1.254	1	SS-3640-16
		1-1/2	-24
1 1/8 1.129	1-5/16 1.316	1	SS-3642-16
		1-1/4	-20
		1-1/2	-24
		1-3/4	-28
		2	-32
1 1/8 1.129	1-3/8 1.379	3/4	SS-3644-12
		1	-16
		1-1/4	-20
		1-1/2	-24
		1-3/4	-28
		2	-32
		2-1/2	-40
		3	-48
1 1/8 1.129	1-1/2 1.504	1	SS-3648-16
		1-1/4	-20
		1-1/2	-24
		1-3/4	-28
		2	-32
		2-1/2	-40

Dimensions			
I.D.	O.D.	LENGTH	SYMMCO NO.
1 3/16 1.192	1-7/16 1.441	1-1/4	SS-3846-20
		1-1/2	-24
		2	-32
		2-1/2	-40
		3	-48
1 3/16 1.192	1-1/2 1.504	1	SS-3848-16
		1-1/4	-20
		1-1/2	-24
		1-3/4	-28
		2	-32
		2-1/2	-40
		3	-48
1 1/4 1.254	1-1/2 1.504	1/2	SS-4048-8
		5/8	-10
		3/4	-12
		7/8	-14
		1	-16
		1-1/8	-18
		1-1/4	-20
		1-3/8	-22
		1-1/2	-24
		1-5/8	-26
		1-3/4	-28
		1-7/8	-30
		2	-32
		2-1/4	-36
		2-1/2	-40
		3	-48
1 1/4 1.254	1-9/16 1.566	1	SS-4050-16
		1-1/2	-24
		2	-32
1 1/4 1.254	1-5/8 1.629	1	SS-4052-16
		1-1/4	-20
		1-1/2	-24
		1-3/4	-28
		2	-32
		2-1/2	-40
		3	-48
1 1/4 1.254	1-3/4 1.754	1-1/2	SS-4056-24
		1-3/4	-28
		2	-32
		2-1/2	-40
		3	-48

# Sintered Bronze Oil-Impregnated

## Sleeve Bearings




Dimensions			
I.D.	O.D.	LENGTH	SYMMCO NO.
1-5/16 1.316	1-9/16 1.566	1	SS-4250-16
		1-1/2	-24
		2	-32
1-5/16 1.316	1-5/8 1.629	1-1/4	SS-4252-20
		1-1/2	-24
		2	-32
		2-1/2	-40
		3	-48
1-3/8 1.379	1-5/8 1.629	1	SS-4452-16
		1-1/8	-18
		1-1/4	-20
		1-1/2	-24
		2	-32
		2-1/2	-40
		3	-48
1-3/8 1.379	1-3/4 1.754	1	SS-4456-16
		1-1/2	-24
		2	-32
		2-1/2	-40
		3	-48
1-7/16 1.442	1-5/8 1.629	1	SS-4652-16
		1-1/2	-24
		2	-32
1-7/16 1.442	1-3/4 1.754	3/4	SS-4656-12
		1	-16
		1-1/4	-20
		1-1/2	-24
		1-3/4	-28
		2	-32
		2-1/2	-40
		3	-48
1-1/2 1.504	1-3/4 1.754	1/2	SS-4856-8
		3/4	-12
		1	-16
		1-1/4	-20
		1-3/8	-22
		1-1/2	-24
		1-3/4	-28
		2	-32
		2-1/4	-36
		2-1/2	-40
		3	-48

Dimensions			
I.D.	O.D.	LENGTH	SYMMCO NO.
1-1/2 1.504	1-13/16 1.816	1	SS-4858-16
		1-1/2	-24
		1-5/8	-26
		2	-32
		3	-48
1-1/2 1.504	1-7/8 1.879	1-1/2	SS-4860-24
		2	-32
		2-1/2	-40
		2-3/4	-44
		3	-48
1-1/2 1.504	2 2.004	1	SS-4864-16
		1-1/2	-24
		2	-32
		2-1/2	-40
		3	-48
		3-1/2	-56
1-5/8 1.629	1-7/8 1.879	1-1/4	SS-5260-20
		1-1/2	-24
		1-3/4	-28
		2	-32
		2-1/4	-36
		2-1/2	-40
		3	-48
1-5/8 1.629	2 2.004	1	SS-5264-16
		1 1/2	-24
		1-3/4	-28
		2	-32
		2-1/2	-40
		3	-48
1-11/16 1.6915	2-3/16 2.1925	1-3/4	SS-5470-28
		2	-32
		3	-48
		4	-64
1-3/4 1.754	2 2.004	1	SS-5664-16
		1-1/4	-20
		1-1/2	-24
		1-3/4	-28
		2	-32
		2-1/2	-40
		3	-48

# Sintered Bronze Oil-Impregnated

## Sleeve Bearings



Dimensions			
I.D.	O.D.	LENGTH	SYMMCO NO.
1-3/4 1.754	2-1/8 2.129	1-3/8	SS-5668-22
		1-1/2	-24
		2	-32
		2-1/2	-40
		3	-48
1-15/16 1.940	2-1/8 2.1285	2-1/2	SS-6268-40
1-15/16 1.9405	2-5/16 2.3165	2	SS-6274-32
		2-1/2	-40
		3	-48
		4	-64
2 2.004	2-1/4 2.254	1	SS-6472-16
		1-1/2	-24
		2	-32
		2-1/2	-40
		3	-48
2 2.004	2-3/8 2.380	1-1/2	SS-6476-24
		1-3/4	-28
		2	-32
		2-1/2	-40
		2-3/4	-44
		3	-48
		3-1/2	-56
4	-64		
2 2.004	2-1/2 2.505	1	SS-6480-16
		1-1/2	-24
		2	-32
		2-1/2	-40
		3	-48
		3-1/2	-56
4	-64		
2-1/4 2.254	2-5/8 2.630	2	SS-7284-32
		2-1/2	-40
		3	-48
2-1/4 2.254	2-3/4 2.755	2	SS-7288-32
		3	-48
2-3/8 2.379	2-3/4 2.755	2	SS-7688-32
		2-1/2	-40
		3	-48

Dimensions			
I.D.	O.D.	LENGTH	SYMMCO NO.
2-1/2 2.504	2-3/4 2.754	2	SS-8088-32
		2-1/2	-40
		3	-48
		4	-64
2-1/2 2.504	2-7/8 2.880	2-1/4	SS-8092-36
		2-1/2	-40
		3	-48
2-1/2 2.504	3 3.005	2	SS-8096-32
		3	-48
		4	-64
2-3/4 2.754	3 3.005	1-1/2	SS-8896-24
		2-1/2	-40
2-3/4 2.754	3-1/4 3.255	2	SS-88104-32
		3	-48
		4	-64
2-15/16 2.940	3-5/16 3.315	3	SS-94106-48
3 3.005	3-1/4 3.255	2	SS-96104-32
		3	-48
3 3.005	3-1/2 3.505	2	SS-96112-32
		2-1/2	-40
		3	-48
		4	-64
3-1/4 3.253	3-5/8 3.628	4	SS-104116-64
3-1/2 3.505	4 4.006	3	SS-112128-48
		3-1/2	-56
		4	-64
4 4.0035	4 1/2 4.504	4	SS-128144-64
		6	-96
4 4.003	4 5/8 4.628	4	SS-128148-64
4-1/2	5-1/4	5	SS-144168-80
5 5.004	5-3/4 5.755	2	SS-160184-32

*If you do not see exactly what you need, please contact our sales department.*